



Chrysler V8 - 273, 318, 340, and 360 C.I.D.


All Models. 1966 and Up Log Style Direct Replacement



CM 1 6677A



CM 1 6672A



CM 20 6672



CM 20 6674



CM 20 2847405



CM 20 4142411



CM 20 9232



CM 20 2600402




CM 1 6672C



CM 1 6672B



CM 1 6672H



CM 20 6672P



CM 1 6677P



CM 1 6672E

CM-1-6672A	Direct replacement water cooled manifold for model years 1966 to 1972.
CM-1-6677A	Direct replacement water cooled manifold for model years 1973 to 1986.
CM-20-2600402	Exhaust riser lower elbow. Direct replacement for Chrysler part # 2600402.
CM-20-2847405	90 degree exhaust elbow. Direct replacement for Chrysler part #'s 2847405 and 2469639.
CM-20-4142411	Exhaust riser/upper elbow. Direct replacement for Chrysler part #'s 3745639, 2847623, 2487404 and E9233M.
CM-20-6672	Fully jacketed 20 degree exhaust elbow. Accepts 3" I.D. exhaust hose. Direct replacement for Chrysler part # 3527794. Will mount directly to manifold or can be used with riser # CM-20-6674.
CM-20-6674	Fully jacketed exhaust riser. 6" riser protection. Direct replacement for Chrysler part # 2846689.
CM-20-9232	6" exhaust elbow high riser extension. Direct replacement for Chrysler part # E9232M.
CM-1-6672B	Front end plate without the water connector, (1) required per manifold (Chrysler part # 2846106). May require mounting kit # CM-1-6672B-P (shown on next page). Order the appropriate end flanges and fittings according to your requirements.
CM-1-6672C	Adaptor for rear end of manifold. Use with Barr style exhaust risers or elbows, (1) required per manifold.
CM-1-6672E	Copper water distribution tube, (1) required per manifold. Replaces original tube (Chrysler part # 3527781) where used. Will fit both manifold styles.
CM-1-6672H	Front end plate with 1/2" N.P.T. water connection. For use where water connection is made from the front of the manifold. Will replace Chrysler part # 3527869, (1) required per manifold. May require mounting kit # CM-1-6672B-P (show on next page). Will fit both manifold styles.
CM-1-6677P	Manifold to cylinder head mounting kit (Order (1) of the appropriate mounting kits according to your requirements).
CM-1-6677SS-P	Stainless steel manifold to cylinder head mounting kit (includes stainless studs, nuts, manifold to head gaskets and brass drain plugs). Not pictured.
CM-20-6672P	Mounting kit for exhaust elbow connector for raw water cooled manifold (includes bolts, gasket and pipe plug).

Note:
CM-1-6672A, CM-1-6677A, CM-20-6672, CM-20-6674 and CM-20-2847405 include all mounting hardware, gaskets and plugs. Swivel-style connector packages must be purchased separate for the corresponding riser/elbows. See next page for part numbers.